

List 3: Information on the results of operations according to the objectives, duties, and powers of higher education institutions.

List 3: No.3 Graduate Statistics Data

Guideline and Responsible Person(s)

Required period of data/information	Within 60 days from the end of the academic year, disclosing at least once a year
Explanation and guidelines for data/information disclosure	<p>(1) Statistical information on graduates in higher education institutions as a whole and separated by campus, faculty, curriculum, and educational level.</p> <p>(2) Statistics on graduates of educational institutions. Under the jurisdiction of higher education institutions as a whole and separated into individual courses or projects.</p> <p>Note: Higher education institutions can publish using information from the higher education institutions themselves. or use the report obtained from the processing of data sent to the Office of the Basic Education Commission. Details of the use of the data are shown in Appendix A.</p>
Responsible person(s)	Registra/Rufus

Data Disclosure

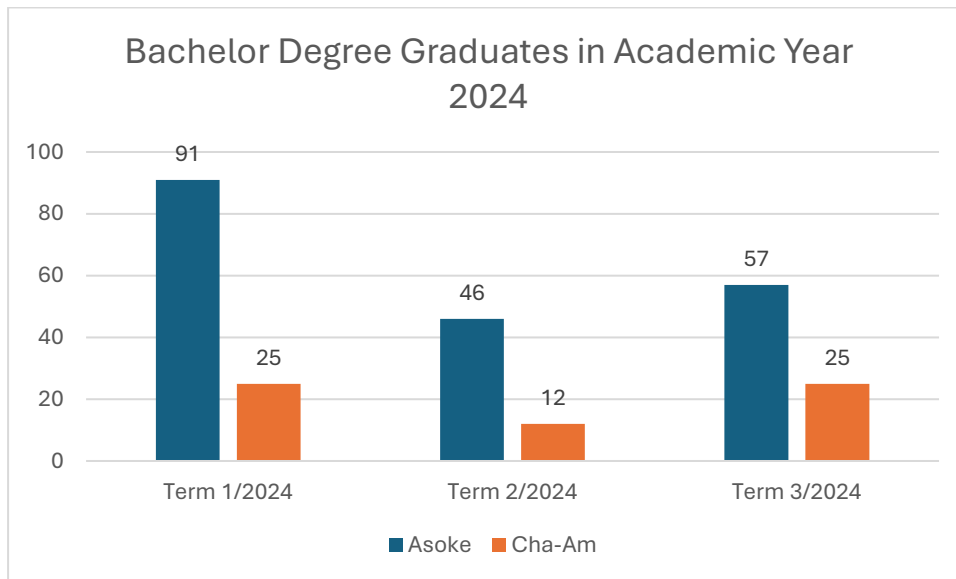
Below is the data that will be disclosed on the Stamford website.

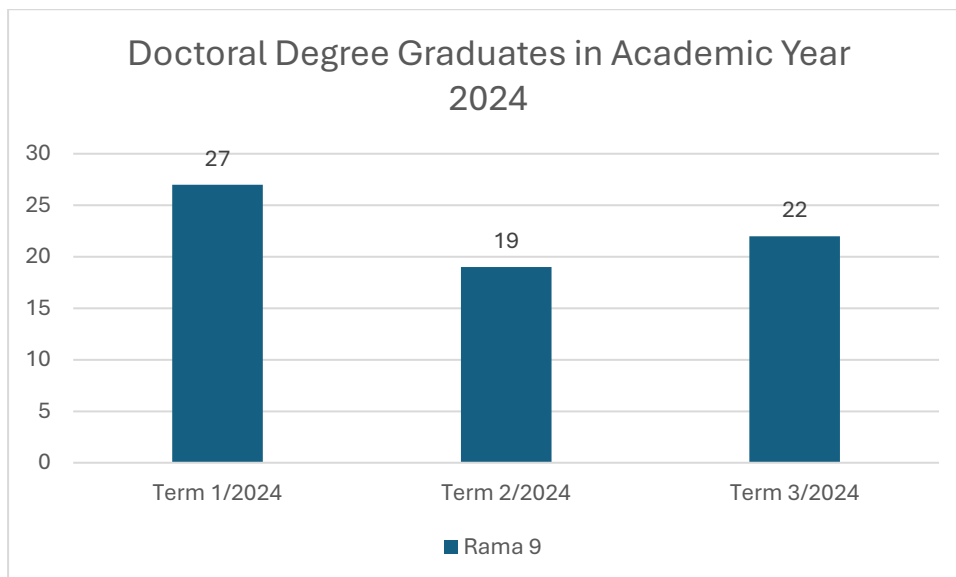
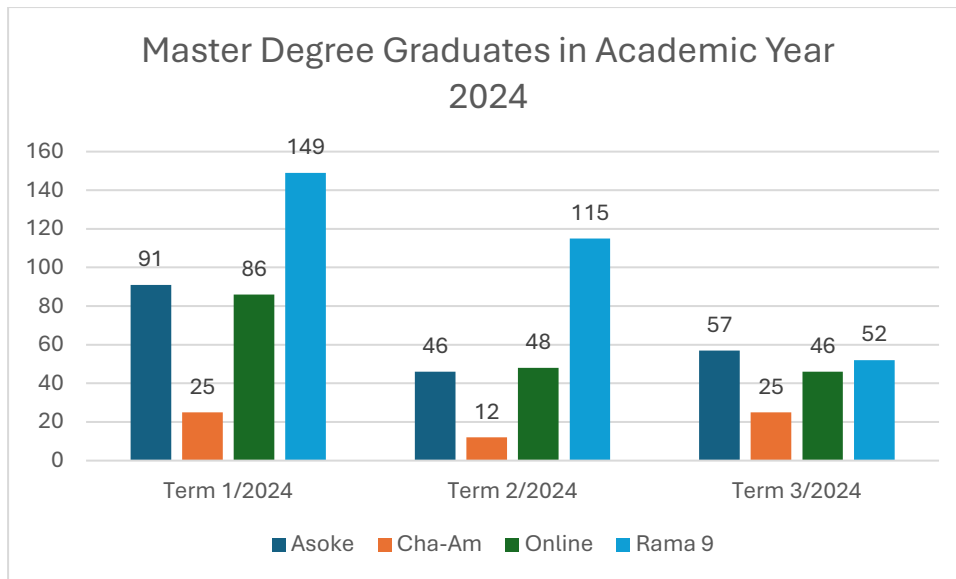
3. Information on the results of operations according to the objectives, duties, and powers of higher education institutions.

(1) Statistical information on graduates in higher education institutions as a whole and separated by campus, faculty, curriculum, and educational level.

Number of students who graduated in Academic Year 2024

Degree	Term 1/2024	Term 2/2024	Term 3/2024	Grand Total
Bachelor Degree				
Cha-Am	56	45	27	128
Rama 9	119	96	76	291
Total	175	141	103	419
Master Degree				
Asoke	91	46	57	194
Cha-Am	25	12	25	62
Online	86	48	46	180
Rama 9	149	115	52	316
Total	351	221	180	752
Doctoral Degree				
Rama 9	27	19	22	68
Total	27	19	22	68
Grand Total	553	381	305	1239





(2) Statistics on graduates of educational institutions. Under the jurisdiction of higher education institutions as a whole and separated into individual courses or projects.

Faculty and Degree	Term 1/2024	Term 2/2024	Term 3/2024	Grand Total
Bachelor				
Business and Technology				
Bachelor of Accountancy	1	2	1	4
Total	1	2	1	4
Bachelor of Business Administration				
- International Business Management (Rama 9)	20	22	11	53
- International Business Management (Huahin)	51	29	15	95
- Marketing	11	7	7	25
Total	82	58	33	173

Faculty and Degree	Term 1/2024	Term 2/2024	Term 3/2024	Grand Total
Bachelor of Business Administration (Airline Business Management)	9	7	8	24
Total	9	7	8	24
Bachelor of Business Administration (Business Administration) International				
- Airline Business Management	1			1
- Event Management			2	2
- Finance and Banking	2	6	4	12
- International Relations	5	4	2	11
- Logistics and Supply Chain Management	8	3	6	17
Total	16	13	14	43
Bachelor of Business Administration (Business Administration) Thai				
- General Management	4	9	9	22
Total	4	9	9	22
Bachelor of Business Administration (Entrepreneurship)	2	3	1	6
Total	2	3	1	6
Bachelor of Business Administration (International Hotel Management)	10	4	9	23
Total	10	4	9	23
Bachelor of Science (Information Technology)	15	9	7	31
Total	15	9	7	31
Communication Arts and Design				
Bachelor of Arts (Creative Media Design)	20	9	8	37
Total	20	9	8	37
Bachelor of Arts (English for Applied Global Communication)	5	8	6	19
Bachelor of Arts (English)	6	5	2	13
Total	11	13	8	32
Bachelor of Communication Arts				
- Advertising and Public Relations	3	2	1	6
- Advertising and Digital Marketing Communication		1		1
- Broadcast and Journalism	3			3
- Creative Media Production and Entertainment		4	1	5
Total	6	7	2	15
Public Administration and Social Studies				
Bachelor of Public Administration		7	3	10
Total	0	7	3	10
Bachelor Total	176	141	103	420
Master Degree				
Graduate School				
Master of Business Administration Rama 9	110	32	38	180
Master of Business Administration Asoke	91	46	57	194
Master of Business Administration Online	86	48	46	180

Faculty and Degree	Term 1/2024	Term 2/2024	Term 3/2024	Grand Total
Master of Business Administration Huahin	14	2	18	34
Total	301	128	159	588
Master of Education (Educational Administration)	39	83	14	136
Total	39	83	14	136
Public Administration and Social Studies				
Master of Public Administration	11	10	7	28
Total	11	10	7	28
Master Total	351	221	180	752
Doctoral				
Graduate School				
Doctor of Education (Educational Administration)	7	11	11	29
Doctor of Philosophy (Business Administration)	20	8	8	36
Doctor of Philosophy (Educational Administration and Leadership)	0	0	3	3
Doctoral Total	27	19	22	68
Grand Total	554	381	305	1240